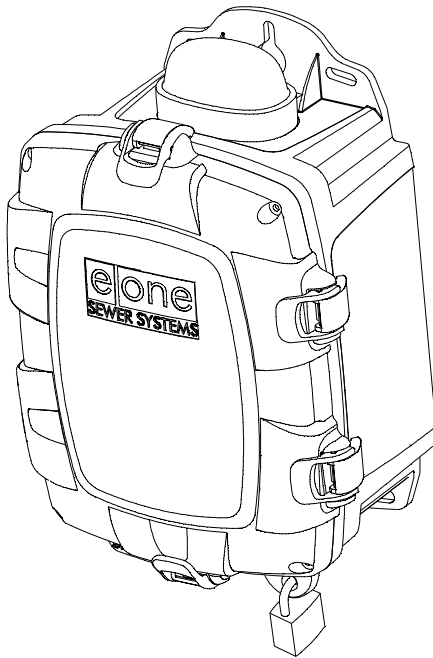


# E/One Sentry™

**Alarm Panel — Basic Package – For Explosionproof Pumps**



## Description

The E/One Sentry panels are custom designed for use with Environment One explosionproof grinder pumps. They can be configured to meet the needs of your application, from basic alarm indication to advanced warning of pending service requirements.

E/One Sentry panels are supplied with audible and visual high level alarms and indication of internal moisture intrusion to the pump. They are easily installed in accordance with relevant national and local codes. Standard panels are approved by UL, CSA, CE and NSF to ensure high quality and safety.

The panel features a corrosion-proof, NEMA 4X-rated, thermoplastic enclosure. A padlock is provided to prevent unauthorized entry (safety front).

## Features

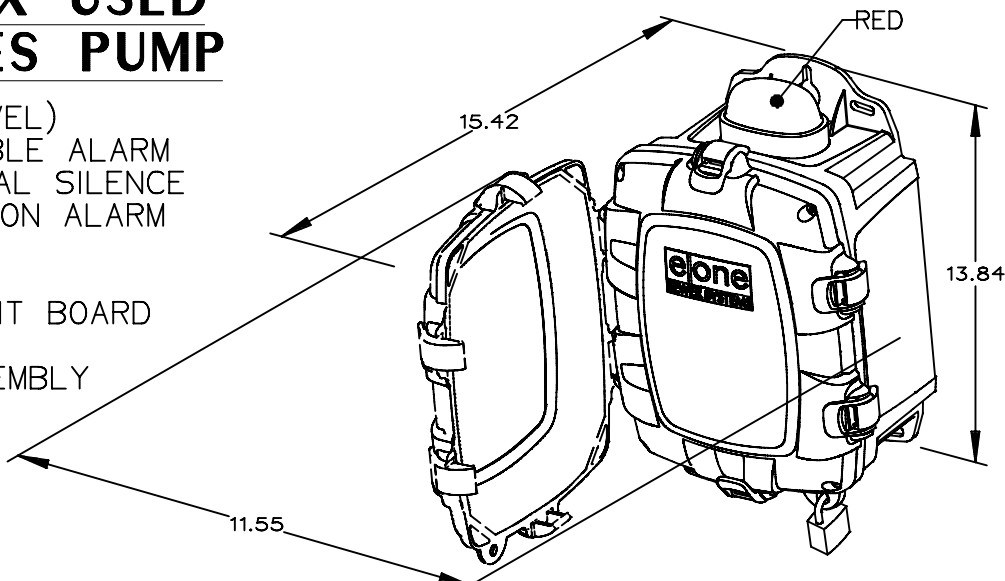
- Circuit breakers, 240 VAC service
- Terminal blocks and ground lugs
- Audible alarm with manual silence
- Pump internal moisture detection indicator
- Manual run feature and run indicator
- Safety front — authorized personnel only when locked
- Conformal-coated alarm board (both sides)
- Alarm board overload protection

Please consult factory for special applications.

# SENTRY SIMPLEX USED WITH WX SERIES PUMP

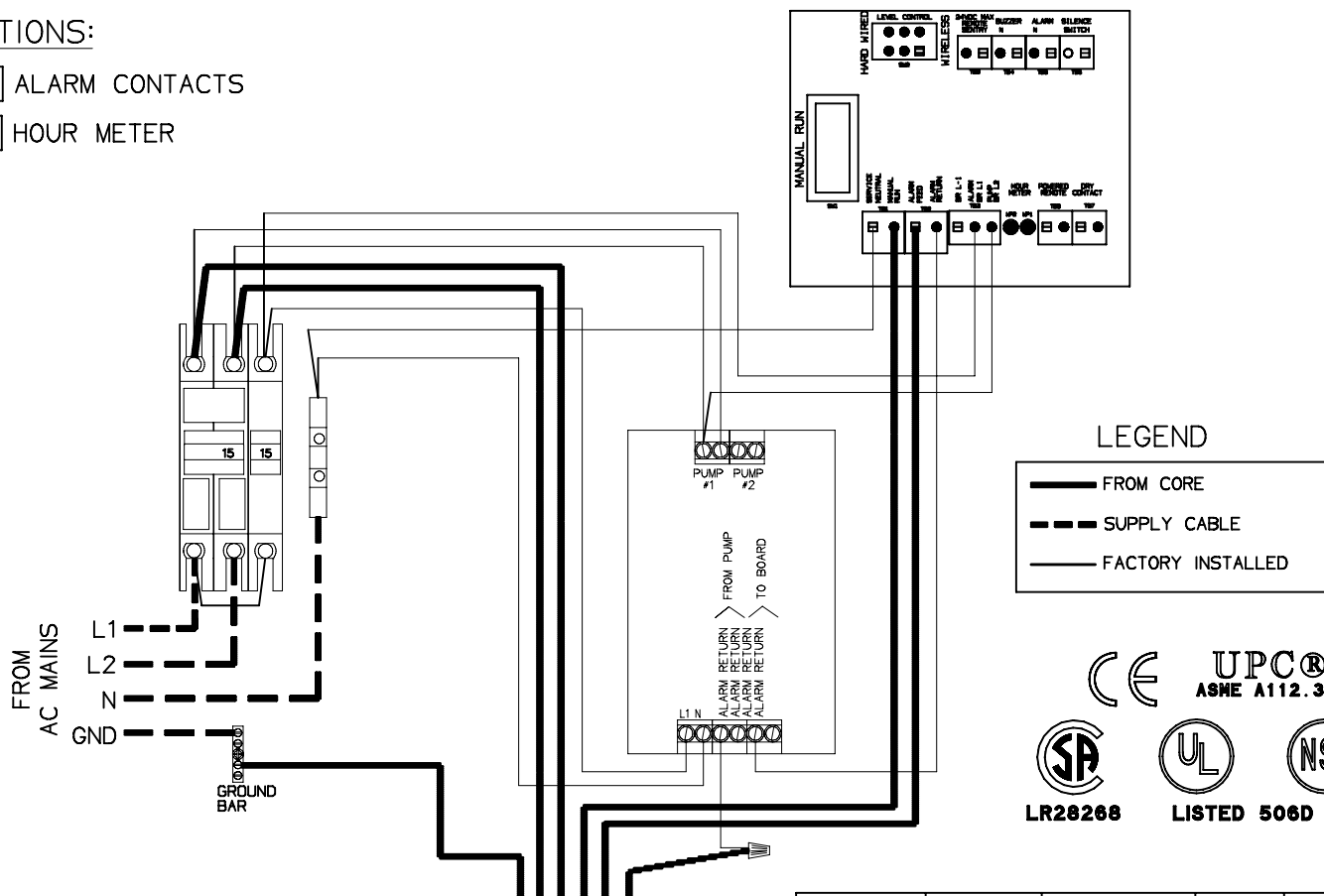
REDUNDANT RUN (HIGH LEVEL)  
 EXTERNAL VISUAL & AUDIBLE ALARM  
 EXTERNAL LATCHING MANUAL SILENCE  
 CORE(PUMP) LEAK DETECTION ALARM  
 MANUAL RUN  
 PUMP RUN INDICATOR  
 CONFORMAL COATED CIRCUIT BOARD  
 PADLOCK  
 NEMA 4X ENCLOSURE ASSEMBLY

CORROSION PROOF THERMOPLASTIC  
 POLYESTER APPROVED BY UL FOR  
 ELECTRICAL CONTROL ENCLOSURE




## OPTIONS:

- ALARM CONTACTS
- HOUR METER



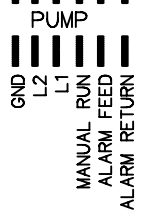
## LEGEND

- FROM CORE
- SUPPLY CABLE
- FACTORY INSTALLED



## WX EXTREME WIRE COLOR MAP

PIN	FUNCTION	COLOR
1	MANUAL RUN	RED
2	L1	BLACK
3	L2	WHITE
4	GND	GREEN
5	ALARM FEED	ORANGE
6	ALARM RETURN	BLUE



CT	SS	04/04/08	-	N/A
DR BY	CHK'D	DATE	ISSUE	SCALE



SENTRY SIMPLEX  
 USED WITH WX SERIES PUMP  
 240V 60Hz DOUBLE POLE POWER

LM000379

CONTROL CABLE:  
 TYPE TC: DIRECT BURIAL, 12AWG,  
 SIX CONDUCTOR